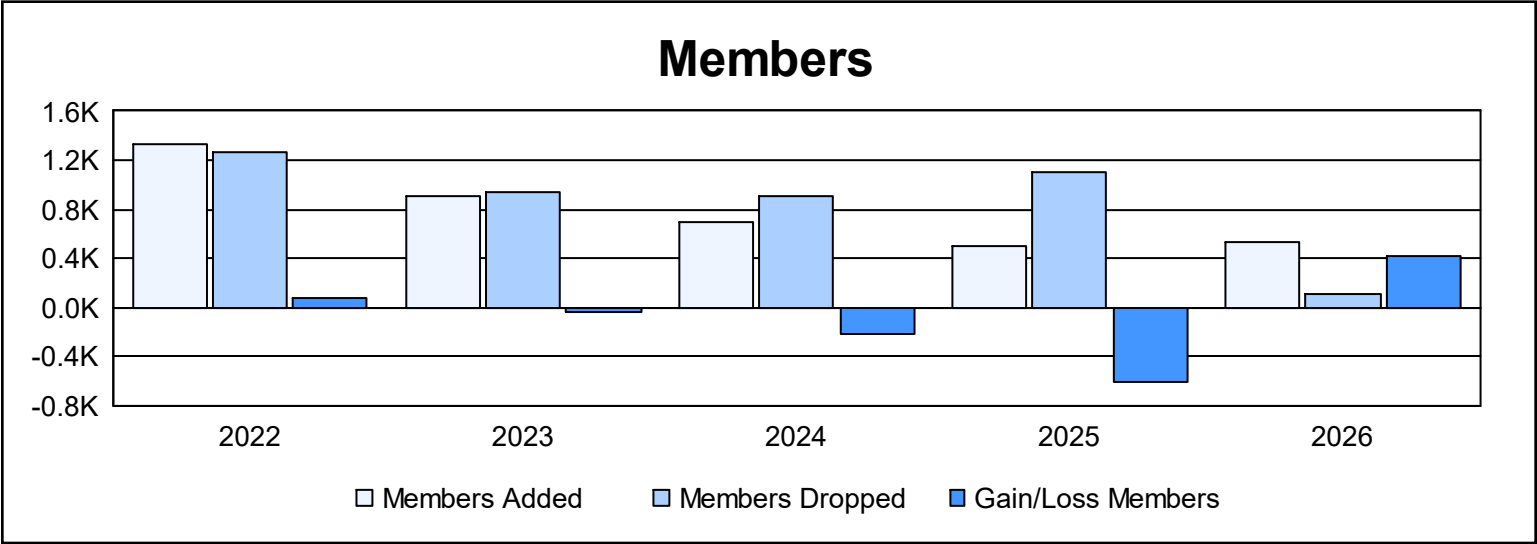
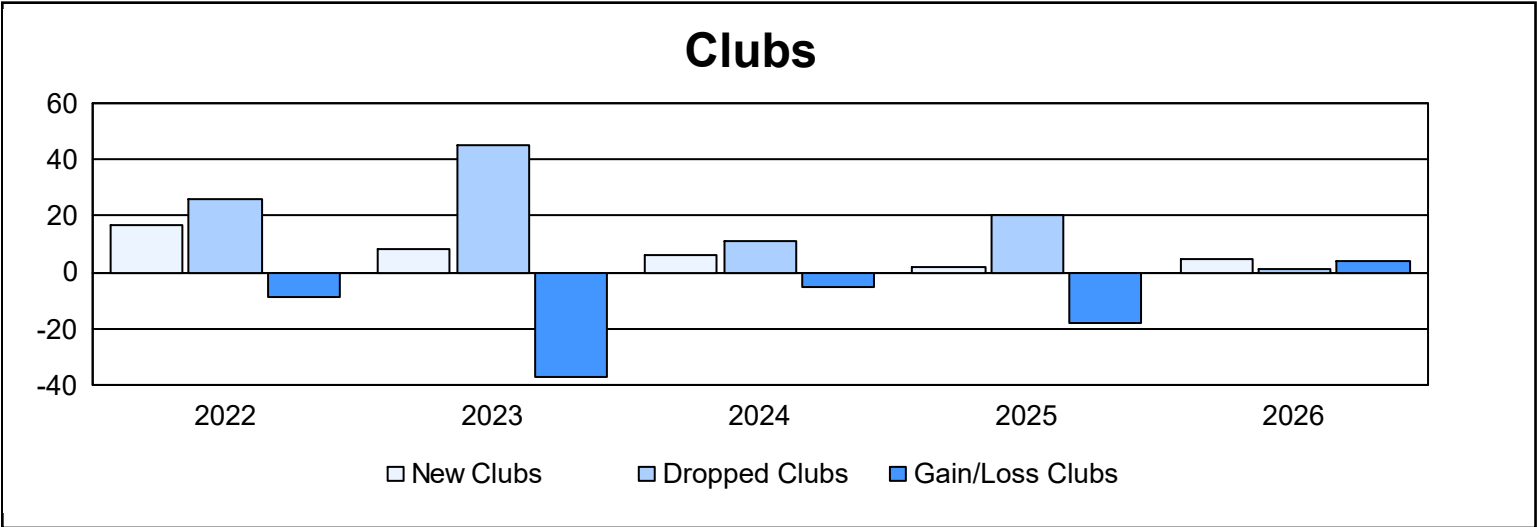
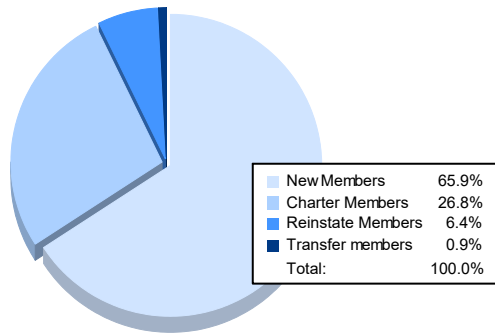


| Year | New Clubs | Dropped Clubs | Gain/ Loss Clubs | New Members | Charter Members | Reinstate Members | Transfer Members | Total Member Added | Total Members Dropped | Gain/ Loss Members |
|-----------|-----------|---------------|------------------|-------------|-----------------|-------------------|------------------|--------------------|-----------------------|--------------------|
| 2021-2022 | 17 | 26 | -9 | 698 | 445 | 158 | 36 | 1,337 | 1,268 | 69 |
| 2022-2023 | 8 | 45 | -37 | 512 | 299 | 47 | 50 | 908 | 939 | -31 |
| 2023-2024 | 6 | 11 | -5 | 402 | 204 | 69 | 13 | 688 | 907 | -219 |
| 2024-2025 | 2 | 20 | -18 | 371 | 46 | 65 | 15 | 497 | 1,102 | -605 |
| 2025-2026 | 5 | 1 | 4 | 351 | 143 | 34 | 5 | 533 | 108 | 425 |
| Average | 8 | 21 | -13 | 467 | 227 | 75 | 24 | 793 | 865 | -72 |



Membership Composition November 2025 Cumulative



Gender Composition November 2025 Cumulative

